

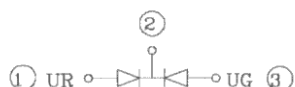
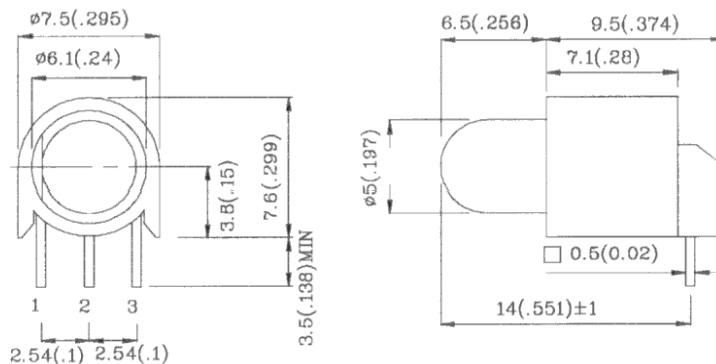


www.MoreLEDS.com  
TOLL FREE 1-866-591-7391  
Email sales@moreleds.com  
**T-1 3/4 (5mm) BI-COLOR RIGHT  
ANGLE LED INDICATOR**



XVB1LUGR59M



UL RATING: 94V-0  
HOUSING MATERIAL: TYPE 66 NYLON

Notes:

1. All dimensions are in millimeters (inches).
2. Tolerance is  $\pm 0.25 (0.01")$  unless otherwise noted.

Absolute maximum ratings ( $T_A=25^\circ\text{C}$ )		UR (GaAsP/GaP)	UG (GaP)	Unit
Reverse voltage	$V_R$	5	5	V
Forward current	$I_F$	30	25	mA
Forward current (peak) 1/10Duty cycle 0.1ms pulse width	$i_{FS}$	160	140	mA
Power dissipation	$P_T$	105	105	mW
Operating temperature	$T_A$	-40 ~ +85	-40 ~ +85	°C
Storage temperature	$T_{stg}$	-40 ~ +85	-40 ~ +85	
Lead solder temperature [2mm below package base]	260°C For 5 Seconds			

Operating Characteristics ( $T_A=25^\circ\text{C}$ )		UR (GaAsP/GaP)	UG (GaP)	Unit
Forward voltage (typ.) ( $I_F=20\text{mA}$ )	$V_F$	2.0	2.2	V
Forward voltage (max.) ( $I_F=20\text{mA}$ )	$V_F$	2.5	2.5	V
Reverse current ( $V_R=5\text{V}$ )	$I_R$	10	10	$\mu\text{A}$
Wavelength at peak emission ( $I_F=20\text{mA}$ )	$\lambda_{\text{peak}}$	627	565	nm
Wavelength at Dominate emission ( $I_F=20\text{mA}$ )	$\lambda_D$	625	568	nm
Spectral Line half-width ( $I_F=20\text{mA}$ )	$\Delta\lambda$	45	30	nm
Capacitance ( $V_F=0\text{V}$ , $f=1\text{MHz}$ )	C	15	15	pF

Part Number	Emitting Color	Emitting Material	Lens-color	Luminous Intensity ( $I_F=20\text{mA}$ ) mcd		Wavelength nm $\lambda_P$	Viewing Angle $2\theta_{1/2}$
				min.	typ.		
XVB1LUGR59M	Red	GaAsP/GaP	White Diffused	20	58	627	60°
	Green	GaP		20	48	565	